

Kona Electric



449km* on one charge

Introducing the ground-breaking Kona Electric, the uncompromising newcomer that combines a bold, roomy SUV with an impressive electric driving range. With a real world range of over 449km* and a rapidly increasing charging network, the entirety of New Zealand is at your fingertips to explore. Break the petrol station habit by driving Kona Electric and enjoy the ultimate freedom.

*WLTP (Worldwide Harmonised Light Vehicle Test) range. These figures may not reflect real life driving results, which will depend upon a number of factors including the starting charge of the battery, accessories fitted (post-registration), variations in weather, driving styles and vehicle load.





Grille and twin headlight design



LED rear tail lights



17" alloy wheel

You lead the way

Why follow the crowd when you can blaze your own trail with Kona Electric? With its unique closed-off front grille and futuristic 17" alloy wheels, Kona Electric looks different because it is different. Inside and out, it's packed with innovative technologies starting with its lithium-ion batteries that are liquid-cooled to ensure optimal performance and efficiency. Its batteries can be recharged up to 80% of capacity in just 75 minutes with Level II (50kW DC fast charging station) for minimal downtime.

Choose your Kona



Kona Electric Elite in Pulse Red with black roof shown on left
Kona Electric Elite in Chalk White with black roof shown on right

Kona Electric

Engine and transmission

150 kW Electric Motor with 64 kWh Battery

Key specifications:

Safety

- 6 airbags
- Rear park assist system
- Rear view camera
- Hyundai SmartSense™ safety technology including
 - Blind-Spot Collision Warning (BCW)
 - Rear Cross-traffic Collision Warning (RCCW)
 - Lane Keeping Assist (LKA)
 - Forward Collision-Avoidance Assist (FCA)
 - Forward Collision Warning (FCW)
 - Driver Attention Warning (DAW)
- Emergency Stop Signal (ESS)
- Electronic Stability Control (ESC)
- Tyre Pressure Monitoring System (TPMS)

Interior and technology

- Leather interior trim*
- Leather appointed steering wheel*

- 6 speaker audio system
- 7" touchscreen display with Apple CarPlay™ and Android Auto® compatibility
- Bluetooth® connectivity
- Steering wheel controls for audio, phone and cruise control
- AUX/USB input with iPod compatibility
- Power windows – front & rear
- Smart Cruise Control (SCC)

Exterior and technology

- 17" alloy wheels
- Rear spoiler
- LED Daytime Running Lights (DRL)
- Automatic dusk sensing headlights with escort and welcome functions
- LED side repeaters integrated into side mirrors
- Roof rails
- Heat pump air-conditioning system



17" alloy wheels



Top-bottom split front headlights



Rear view camera



7" touchscreen with Apple CarPlay™ and Android Auto®

Kona Electric Elite

Engine and transmission

150 kW Electric Motor with 64 kWh Battery

Additional specification on Elite includes:

Safety

- High Beam Assist (HBA)
- Front park assist system

Interior and technology

- Heads-Up Display (HUD)
- Wireless charging pad**
- Heated front seats
- Ventilated front seats
- Heated steering wheel
- Power adjustable driver's seat – 8-way (including 2-way lumbar support)
- Power adjustable passenger's seat – 6-way
- 10.25" touchscreen display with Apple CarPlay™ and Android Auto® compatibility
- Satellite navigation with SUNA traffic updates

* Finishes specified as leather contain a combination of genuine leather, polyurethane leather (leather substitute) and man-made materials.
** Compatible smart phones only.

- Infinity premium audio system with 8 speakers including subwoofer
 - Electro-chromatic Mirror (ECM) – auto-dimming
- #### Exterior and technology
- LED front headlights
 - LED tail lights
 - Two-tone exterior colour



10.25" touchscreen with Infinity premium sound system



Head-Up Display (HUD)



Wireless charging pad**



Front Park Assist System



Kona Electric Elite in Pulse Red with black roof shown

Clean and simple

One of the most striking things about the Kona Electric is how quiet and smooth it is to drive. That's because the technology behind Kona Electric is perfectly simple - a 150 kW electric motor coupled to a 64 kWh battery, all governed by an advanced computer unit. All-electric mobility means a steep reduction in the number of moving parts which produce mechanical noise and vibration. So Kona Electric is whisper quiet and best of all, it generates absolutely zero emissions.



Permanent-magnet synchronous motor

The high voltage electric motor delivers an impressive 150 kW of power with a maximum torque of 395 Nm for instant and impressive acceleration.

64kWh lithium-ion polymer battery

The increased power density of this advanced battery delivers more performance and greater driving range. The battery is located low in the chassis for better handling characteristics.

Electric Power Control Unit

EPCU, the brain behind Kona Electric, is programmed to perform highly complex tasks regulating the various electrical and electronic systems and sub-systems such as the AC/DC Inverter, Low Voltage DC-DC Converter and Vehicle Control Unit.

3 ways to charge



1. In-Cable Control Box (ICCB) charging cable (29 hours)

Recharge your Kona Electric practically anywhere. It's designed to connect to a standard 3 PIN wall socket and will recharge Kona Electric using household AC current.



2. Fast Charge Wall Box (9.5 hours)

The optional accessory wall box for your household improves charge times by utilising a high amperage power supply.



3. 50 kW Public Rapid Charging Station (75 minutes to 80% charge)

The fastest way to charge your Kona Electric. Utilising a powerful DC charging unit the rapid charger offers a fast and convenient solution to those out on the road.

* Charging times for the high voltage battery may vary as it is dependent on the condition of the high voltage battery, charger specifications and ambient temperature.

You're in full control

Everything you need is right at your fingertips. Switch between Drive, Neutral, Reverse and Park with a simple press of the button on the center console. The central gauge cluster is all-digital for quick and intuitive checking of key functions. Paddle shifters on the steering column offer fingertip control over the level of regenerative braking by sending more power to the wheels for quicker acceleration or to the battery for higher efficiency.



Drive mode system (4 modes)



Paddle shifter (regenerative braking control)



10.25" touchscreen premium audio with Infinity speakers*




Electronic gear shift button



Kona Electric Elite interior shown

* Standard on Elite models.



Heads-up display*

* Standard on Elite models. Compatible smart phones only.



Wireless smartphone charging*



Smart proximity key with push button start



7.0" TFT colour supervision cluster



Touchscreen display with Apple CarPlay™ and Android Auto® compatibility

Connect to the road, and your world

With a host of advanced features, the Kona Electric is designed for you to enjoy your love for technology whilst driving on the road.

A Heads-Up Display* on the dashboard projects a virtual image of important data (like your speed) right in front of your eyes, so you never have to take them off the road.

We've integrated Apple CarPlay™ and Android Auto® too, so you can use the touchscreen display to safely play music, make calls or get directions to your next destination via the maps app on your smartphone device.

You'll also find wireless smartphone charging* in the centre console, so you'll always be able to easily recharge without the need for cables.



Kona Electric Elite in Chalk White with black roof shown

Hyundai SmartSense™

Kona Electric Elite in Ceramic Blue with white roof shown

Actively safe

There are two things we take very seriously – fun, and safety.

The Kona Electric is fun to drive, but it's comforting to know that no matter where life takes you, you're protected by some of the most comprehensive, modern safety features in existence today. From a rigid body made of high strength steel for all round protection, to 6 airbags and a rear view camera with rear parking sensors – everything we do is to help keep you out of harm's way.

Hyundai SmartSense™ is working to protect you too. Every feature in this suite of intelligent safety technologies has one thing in common – they've been developed to help keep you alert and avoid any dangers around you.

From alerting you to approaching objects and potential collisions, to helping you stay aware of what's happening in your blind spots, Hyundai SmartSense™ provides peace of mind for you, and for us.



Rear view camera

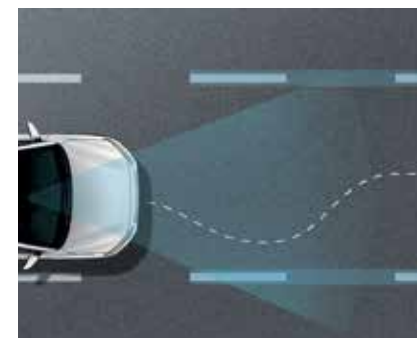


6 airbags



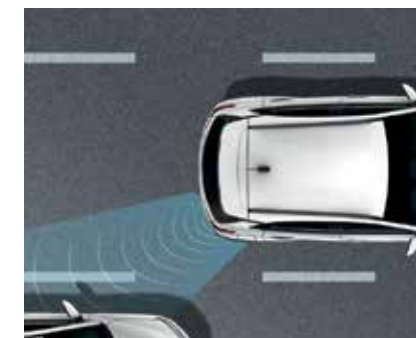
Driver Attention Warning (DAW)

This driver protection feature helps monitor driving patterns in order to detect reckless or fatigued driving and prevent potential accidents. If the system detects inattentive driving patterns, an audible sound and message on the display panel will bring this to the driver's attention.



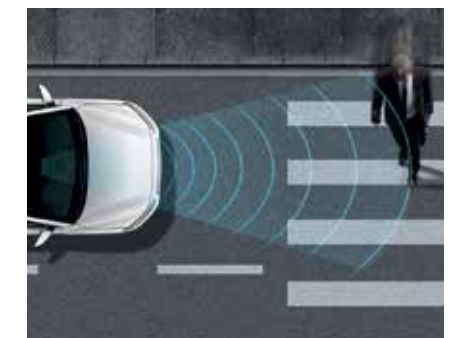
Lane Keeping Assist (LKA)

LKA provides steering intervention to assist the vehicle to stay in the centre of the lane. When the vehicle strays from the intended lane without indicators being activated, an audible and visual warning will be sounded.



Blind-Spot Collision Warning (BCW)

When driving at a speed of 30km/h or higher, the BCW function will alert the driver to vehicles that enter the blind spot, including during lane changes.



Forward Collision-Avoidance Assist (FCA)

Combining radar and camera data, the FCA system autonomously activates the brakes when it detects dangerous and sudden braking by the car ahead, or movement of pedestrians on the road.

Hyundai SmartSense™ is a registered trademark of Hyundai Motor Company. Safety features are not a substitute for attentive driving.

Hyundai Genuine Accessories

The Kona Electric is an extension of your personality, and Hyundai Genuine Accessories can help make it even more unique. From roof racks to cargo liners, there's a suite of practical and stylish Hyundai Genuine Accessories to match.



Tinted stylevisors (set of 4)



Carpet cargo liner



Tailored carpet floor mats (set of 4)



Roof Racks



Dash mat

The above images are of the petrol Kona model and are shown for indicative purposes only



Hyundai's commitment to you

Our promise

We understand your decision to purchase one of our vehicles is not being made lightly and we thank you for putting Hyundai on your list. We know that by the time you decide which vehicle you want to purchase, you'll have had a good look at what's on offer in the market, and carefully weighed up the pros and cons of each. We hope you make the right decision for yourself. If you do decide to choose Hyundai, that won't be the end, it'll just be the start. Our goal is to live up to the confidence you've shown in us, by giving you the best customer service experience in New Zealand.

We call this the Hyundai Ownership Experience – which is a slightly corporate way of saying “we promise to look after you”.

The Hyundai Ownership Experience will actually start before you even have the keys in your hand, as your Hyundai dealer takes you through the things you need to know to get the most out of your new vehicle.



Personal handover

When you come in to pick up your new Hyundai, your dealer will take you through it from bumper to bumper. They'll show you where everything is and how everything works. They'll make sure you're across all those little things most people forget to ask about, like:

- » How to set up your mobile phone to work with Bluetooth
- » Where the tool kit and spare tyre are
- » How to connect and use your Apple Carplay™ or Android Auto®.
- » Where to find the first aid kit

They'll also check there's either a full tank of fuel or it's fully charged, that the vehicle is spotless inside and out, and that any accessories you specified are fitted just so.

This is also our opportunity to introduce you to the service team, who'll be looking after you in the years to come.

“THE DEALER EXPLAINED THE TUCSON TO ME AND WAS PATIENT WHEN WE HAD QUESTIONS.”

— GARY COCKRAM HYUNDAI CUSTOMER FROM CHRISTCHURCH

Meet the rest of the family

There's a good reason why your dealer will introduce you to the rest of the family. They're the people entrusted to be hands-on through your Hyundai Ownership Experience – the team who'll look after you and your vehicle when you come in for scheduled servicing.

There's no charge for the first service, and it happens after the first month on the road. Then it happens every 10,000 / 15,000 km*.

It's always good to be able to put a face to a name. And knowing them means you can call personally to discuss any concerns. Our people are experts at what they do and keen to show you how good they are. It's a pride thing and we encourage it.

A superb warranty and Roadside Assistance

Every new Hyundai is protected by our 3 year / 100,000 km factory warranty. In a nutshell, if there are any manufacturing issues, we'll fix them. But there's more.

Hyundai Roadside Assistance is included as part of our new vehicle warranty. It means if you should have an accident, puncture a tyre or run out of fuel/charge anywhere in New Zealand, we'll send someone to get you up and running again – 24 hours a day, 365 days a year.

Extending your warranty beyond the factory period can make your ownership experience better yet. It's certainly worth considering. Our extended warranties can later be on-sold with the vehicle, something sure to increase its eventual resale value.



Servicing from trained Hyundai experts

Regular scheduled servicing within our network has real benefits.

Our specialist technicians use Hyundai diagnostic equipment to spot things that may be missed by the untrained eye.

We use genuine Hyundai parts, of course. These parts are built and tested to be specifically correct for your vehicle and are covered by a 1 year / 20,000 km warranty.

Your safety and the safety of your passengers are our number one priority. We can't vouch for the safety or performance of non-Hyundai parts. They only have to be slightly off or incorrectly installed and the integrity of your vehicle will be compromised.

If the cost of servicing is a concern for you, committing to a pre-paid service contract from day one will cost you less in the long run. You can sign up for these to cover your servicing needs for every service interval, which is every 10,000 / 15,000 km* or yearly (whichever happens first). You can do this for as many years as you want, and they're available for any Hyundai, no matter how old.



*Servicing for petrol turbo models is every 10,000 km or 12 months (whichever occurs first)

Insurance

Our insurance offering is part of Hyundai's commitment to improving your ownership experience.

Hyundai Insurance offers several exclusive benefits not available with other motor vehicle policies. For example, if your Hyundai is still in factory warranty, was purchased from a Hyundai dealer in New Zealand and is damaged beyond repair, we'll replace it with a brand new one*.

There's no excess if your glass is broken up to \$2,000 cost, and we'll cover up to \$1,500 cost for the trailer you were towing if that's damaged*.

You can be sure only guaranteed, genuine Hyundai parts will be used in repairs**, and that only approved repairers will be working on your vehicle.

We also offer a Hyundai Insurance specific 24 hour assistance number: 0800 123 266.

*See your Hyundai dealer for full terms and conditions.
**Applies to new vehicles for five years.

Hyundai Fleet

If you're looking for the right vehicles for your business, Hyundai has the perfect fleet solution for you.

Whatever your business size or requirements, you can get the job done by choosing from Hyundai Fleet's diverse range of 14 models and 3 trucks, all of which offer the latest in technology, efficiency, safety and style. And as a Fleet customer, you have the flexibility of a range of ownership and leasing options, as well tax benefits and great value servicing.

So, from the city loving Kona to the cargo carrying iLoad, our fleet services can provide the right vehicles to help drive your business forward. For more information visit www.hyundai.co.nz/fleet



In the company of Kiwis

The Hyundai brand has grown rapidly into a global auto industry powerhouse. But first and foremost, Hyundai New Zealand is a New Zealand company.

Hyundai New Zealand is 100% kiwi owned and all our Hyundai dealers are 100% NZ operated. That's something we're pretty proud of.

This structure gives you the best of both worlds. The benefits of global resources and the huge investment in Research & Development that Hyundai makes, combined with our local commitment and understanding.

We're also very aware of what it means to be a New Zealand company. Our commitment to being a good Kiwi citizen starts with our treatment of customers and extends out into their communities.

We've actively supported the National Agricultural Fieldays for over a decade. We sponsor Hyundai Country Calendar, put money into NZ sailing, and are major sponsors of the Spirit of Adventure Trust. We're also extremely proud of our New Zealand sponsorship



of Kiwi rally driver, Hayden Paddon. Our sponsorships allow us to offer customers the chance to join us as VIP guests at many of our events, including on board the Spirit of New Zealand and at Fieldays. Look out for these invites from time to time.

The Hyundai Experience will continue to grow and expand. We really want to give you the most rewarding experience you've ever had with a company.



Hyundai Country Calendar visits Doug Avery and his mates on his North Island farm for a yarn.

The Pinnacle Programme

The Pinnacle Programme is a unique scholarship, backed by Hyundai New Zealand, which provides talented young New Zealanders between the ages of 15 and 18 with the foundations for future success. The Programme is open to young kiwis with talent in all areas of endeavours, including, but not limited to, art, sport, science and business.

WWW.PINNACLEPROGRAMME.CO.NZ



Future New Zealand leaders as part of the Pinnacle Programme spend 21 days on New Zealand's iconic Outward Bound programme in Anakiwa, at the top of the South Island.

Hyundai Ambassador Team

Speaking of 0800 numbers, if you dial 0800 HYUNDAI (498 632), you'll be talking directly to one of our Hyundai Ambassador Team members in New Zealand. We operate a local call centre. Our team are trained to support you with any concerns, and they'll be able to help you out with anything you need them to.

We respond to every request, no matter how big or small, as quickly as we can. That's the New Zealand way of doing things, and it's our way too. If it's an emergency you'll be put straight through to our Roadside Assistance team, who are trained to deal with any situation and will get someone out to you as quickly as possible if that is what is required.



JOIN US ON WWW.FACEBOOK.COM/HYUNDAINZ

Specifications

CAR TYPE	KONA ELECTRIC 64.0 KWH	KONA ELECTRIC ELITE 64.0 KWH
ENGINE	Permanent Magnet Synchronous Motor (PMSM)	
Maximum power (kW/rpm)	150 kW	150 kW
Maximum torque (Nm/rpm)	395 Nm	395 Nm
Heat pump system	•	•
TRANSMISSION	Single Speed Reduction Gear	
CHASSIS		
Front suspension	MacPherson strut suspension with coil springs, gas-filled shock absorbers and anti-roll stabiliser bar	
Rear suspension	Multi-link suspension with coil springs, gas-filled shock absorbers and anti-roll stabiliser bar	
WHEELS		
Wheel Size & Type	17" x 6.5J Alloy	17" x 6.5J Alloy
Tyre	215/55 R17	215/55 R17
Spare	Tyre Mobility Kit (TMK)	
Braking system	Power assisted braking system with ventilated front disc and solid rear disc brakes with ABS, EBD and BAS	
STEERING		
Electric motor driven power steering	•	•
Manual tilt and telescopic adjustment	•	•
Minimum turning circle (m)	10.6	10.6
SAFETY FEATURES		
ABS braking with Electronic Brake-Force Distribution (EBD)	•	•
Brake Assist System (BAS)	•	•
Electronic Stability Control (ESC)	•	•
Traction Control System (TCS)	•	•
Vehicle Stability Management (VSM)	•	•
Blind Spot Collision Warning (BCW)	•	•
Rear Cross-traffic Collision Warning (RCCW)	•	•
Forward Collision-Avoidance Assist (FCA)	•	•
Forward Collision Warning (FCW)	•	•
Smart Cruise Control (SCC)	•	•
Lane Keeping Assist (LKA)	•	•
High Beam Assist (HBA)	-	•
6 Airbags (Dual Front, Side, Curtain Airbag)	•	•
Front seatbelt pretensioners and load limiters	•	•
3-point tether child seat anchor points	•	•
ISOFIX child seat anchor points	•	•
Height adjustable seatbelts (front)	•	•
3-point lap diagonal (ELR) seatbelts	•	•
Child safety rear door locks	•	•
Electro Chromatic rear-view Mirror (ECM)	-	•
Automatic dusk sensing headlights	•	•
Rain sensing wiper system	•	•
Rear park assist system	•	•
Front park assist system	-	•
Reversing camera	•	•
First aid kit	•	•
EXTERIOR FEATURES		
Electrically adjustable side mirrors	•	•
Electric folding side mirrors	•	•
Heated side mirrors	•	•
LED head lights	-	•
LED Daytime Running Lights (DRL)	•	•
LED tail lights	-	•
Rear spoiler with high mounted LED stop light	•	•
Privacy glass	•	•
Solar glass	•	•

CAR TYPE	KONA ELECTRIC 64.0 KWH	KONA ELECTRIC ELITE 64.0 KWH
INTERIOR FEATURES		
Full Leather interior trim **	•	•
Leather steering wheel trim **	•	•
Driver seat 8-way electric sliding, reclining, height and lumbar adjustable	-	•
Passenger seat 6-way electric sliding, reclining and height adjustable	-	•
Heated front seats	-	•
Ventilated front seats	-	•
Heated steering wheel	-	•
Power windows	•	•
Wireless smart phone charging****	-	•
Heads Up Display (HUD)	-	•
Rear seat 60:40 split folding function	•	•
SECURITY		
Proximity key and engine start / stop button	•	•
Keyless entry with anti-theft alarm	•	•
Engine immobiliser	•	•
Hyundai Active Locking Operation (HALO) including speed sensing auto door locking	•	•
COMFORT AND CONVENIENCE		
7" touch screen audio system with radio, MP3 compatibility	•	-
10.25" touch screen audio system with radio, MP3 compatibility	-	•
Satellite navigation with SUNA traffic updates	-	•
4 speakers and 2 tweeters	•	-
Infinity premium audio system with 8 speakers including subwoofer	-	•
Apple CarPlay™ and Android Auto® compatibility	•	•
Bluetooth voice recognition handsfree phone system	•	•
Steering wheel mounted audio and cruise controls	•	•
USB with auxilliary iPod input	•	•
Automatic climate control air-conditioning with pollen filter	•	•
Automatic windscreen defog	•	•
Trip computer including distance to empty, average energy consumption, average speed and outside temperature display	•	•
7" Colour TFT driver information display	•	•
Illuminated vanity mirror in driver and front passenger sunvisors	•	•
WEIGHTS AND CAPACITIES		
Boot capacity (VDA litres) - seats down	1,114	1,114
Boot capacity (VDA litres) - seats up	332	332
Kerb weight (kg) lightest / heaviest	1,685 / 1,743	1,685 / 1,743
Towing capacity - braked (kg)	Not rated for towing	
EXTERIOR DIMENSIONS		
Wheelbase (mm)	2,600	2,600
Overall length (mm)	4,180	4,180
Overall width (mm)	1,800	1,800
Overall height (mm)	1,570	1,570
Wheel track - front / rear (mm)	1,564 / 1,575	1,564 / 1,575
Overhang - front / rear (mm)	860 / 720	860 / 720
Minimum ground clearance (mm)	158	158
SUSTAINABILITY		
Maximum Potential EV Driving Range (Km)*	449	449
Power usage (kWh/100 km)	14.3	14.3
High voltage battery capacity (kWh)	64.0	64.0
On board charger (kW)	7.2	7.2
WARRANTIES		
10 year / 200,000 km (whichever comes first) anti perforation corrosion body warranty	•	•
3 year / 100,000 km (whichever comes first) mechanical warranty	•	•
3 year / 100,000 km (whichever comes first) roadside assistance package	•	•
10 year / 160,000 km (whichever comes first) high voltage battery warranty ***	•	•
• : Standard - : Not Available		
Specifications, features, equipment and colours shown in this brochure are subject to change without notice or obligation. * WLTP (Worldwide Harmonised Light Vehicle Test) range. These figures may not reflect real life driving results, which will depend upon a number of factors including the starting charge of the battery, accessories fitted (post-registration), variations in weather, driving styles and vehicle load. **Finishes specified as leather contain a combination of genuine leather, polyurethane leather (leather substitute) and man-made materials. ***The high voltage battery warranty is limited to 3 years / 100,000km (whichever comes first) for vehicles used for commercial purposes such as taxis. ****Compatible smart phones only.		

Colour range

Exterior colors



Chalk White



Phantom Black



Ceramic Blue



Pulse Red



Galactic Gray



Lake Silver

Two tone options



Phantom Black
(only available with Chalk White, Pulse Red & Lake Silver exterior colours)



Dark Knight
(only available with Phantom Black exterior colour)



Chalk White
(only available with Galactic Gray & Ceramic Blue exterior colours)

Seat trims



Leather - Black

Specifications


TYPE		64.0 KWH BATTERY
Engine type	Permanent-Magnet Synchronous Motor (PMSM)	
Max. Power (kW)	150	
Max. Torque (Nm)	395	
Max. Speed (kph)	167	
Aero drag (Cd)	0.288	
Suspension Front	McPherson strut type	
Suspension Rear	Multi-link type	
Wheel	7.0J x 17 alloy wheel	
Tyre	215/55 R17	
DIMENSIONS		
Head room (mm)	Front / Rear	1,005 / 957
Leg room (mm)	Front / Rear	1,054 / 848
Shoulder room (mm)	Front / Rear	1,410 / 1,385


- * The above values are results from internal testing and are subject to change after validation.
- * Some of the equipment illustrated or described in this catalog may not be supplied as standard equipment and may be available at extra cost.
- * Hyundai New Zealand reserves the right to change specifications and equipment without prior notice.
- * The colours shown may vary slightly from the actual colours due to the limitations of the printing process.
- * Please consult your dealer for full information and availability on colours and trims.

Unit : mm			
Wheel tread	1,564	Wheel tread	1,575
Overall width	1,800	Overall width	1,800

	Overall height	1,570
Wheel base	2,600	
Overall length	4,180	

Call our Hyundai Ambassador Team on **0800 HYUNDAI (498 632)**
or email us at customerservice@hyundai.co.nz

 Join Hyundai NZ on Facebook www.facebook.com/hyundainz

 See our videos at www.youtube.com/hyundainz

 Follow us on Instagram @HyundaiNZ

www.hyundai.co.nz